


- ☐ FI\_Image\_Surface  
☐ FI\_Copy\_Surface  
☒ FI\_Printer


- ☒ Decorated Window  
☐ Sub-window  
☐ Group

GO

Clipping and rect(f):  
Yellow rect.framed  
by B-Y-G-R rect. 1 p.  
thick. Your printer may  
render very thin lines  
surrounding "X"

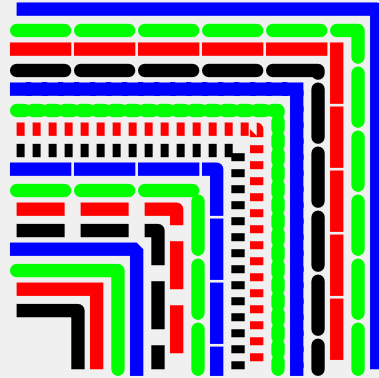


Integer primitives


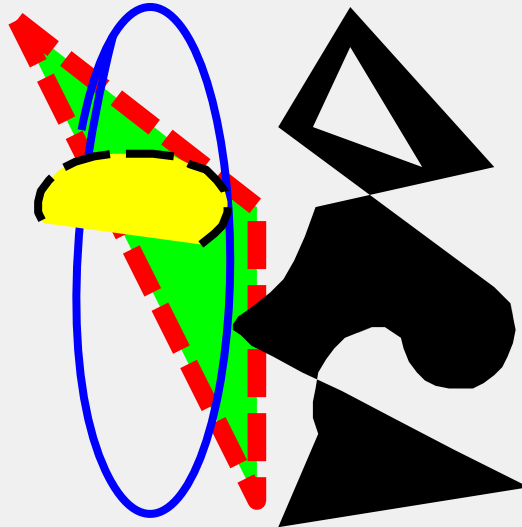


Sub-pixel drawing of  
lines 1.63 points apart  
On the screen you  
can see aliasing, the  
printer should render  
them properly

Line styles



Complex (double) drawings:  
Blue ellipse may not be  
correctly transformed  
due to non-orthogonal  
transformation



RGB with alpha



Return



*Hello, World*

Plastic

☒ rad ☒ check



Pixmap



Bitmap